

ASSEMBLY INDICATIONS

Bar-end mount adapter universal

PL04 - A / B / C / D



Racing use only
Assembly reserved to
qualified staff

Solo uso agonistico
Montaggio riservato al
personale qualificato

Chose the right expander diameter for
your applications:

PL04A Ø16
PL04B Ø15 - 17
PL04C Ø17 - 19
PL04D Ø19 - 21

Spare parts:

EX01A
EX01B
EX01C
EX01D

Use only **mirrors** or **lever guard**
comatible with bar-end mount adapter.
For installation, insert the joint between
the two spherical bushings.

M8x60

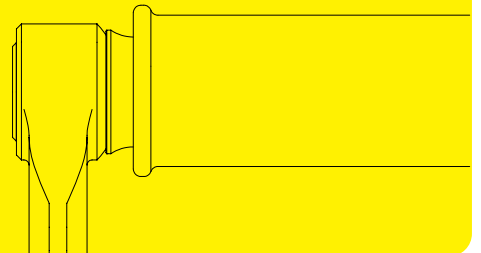


Before tightening all, adjust the position
of the arm and then tighten to torque.

WARNING!

For safety and correct installation of handlebar
caps, check the throttle grip is free to rotate.

≥3mm



- Tightening torque Nm | Coppia di serraggio Nm
- Threadlock | Frenafilletti
- Selfblocking nut | Dado autobloccante

Pursuant to law, we reserve the ownership of this drawing with prohibition to copy without our authorizations.

1

ASSEMBLY INDICATIONS

Bar-end mount adapter universal

PL04 - E / F

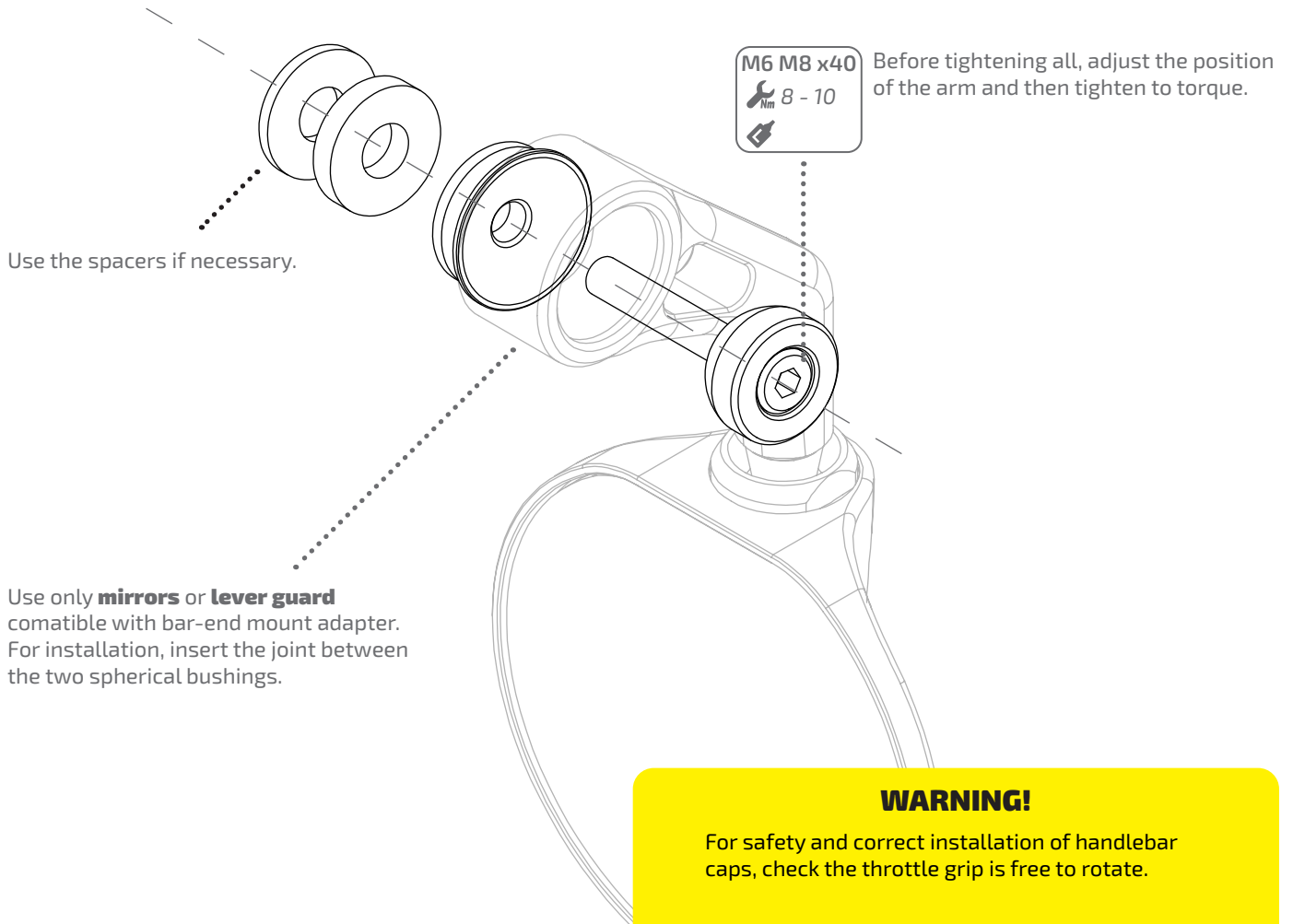


Racing use only
Assembly reserved to
qualified staff

Solo uso agonistico
Montaggio riservato al
personale qualificato

Chose the right expander diameter for
your applications:

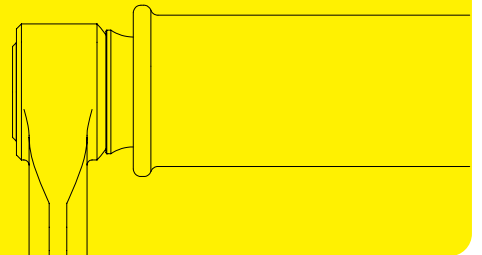
PL04E M6
PL04F M8



WARNING!

For safety and correct installation of handlebar caps, check the throttle grip is free to rotate.

≥3mm



- Tightening torque Nm | Coppia di serraggio Nm
- Threadlock | Frenafilletti
- Selflocking nut | Dado autobloccante

Pursuant to law, we reserve the ownership of this drawing with prohibition to copy without our authorizations. 2

ASSEMBLY INDICATIONS

Bar-end mount adapter YAMAHA

PL04G



Racing use only
Assembly reserved to
qualified staff

Solo uso agonistico
Montaggio riservato al
personale qualificato

M16



M8x40



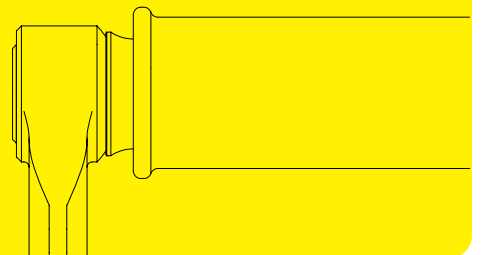
Before tightening all, adjust the position
of the arm and then tighten to torque.

Use only **mirrors** or **lever guard**
compatible with bar-end mount adapter.
For installation, insert the joint between
the two spherical bushings.

WARNING!

For safety and correct installation of handlebar
caps, check the throttle grip is free to rotate.

≥3mm



- Tightening torque Nm | Coppia di serraggio Nm
- Threadlock | Frenafilletti
- Selflocking nut | Dado autobloccante

Pursuant to law, we reserve the ownership of this drawing with prohibition to copy without our authorizations.

3

ASSEMBLY INDICATIONS

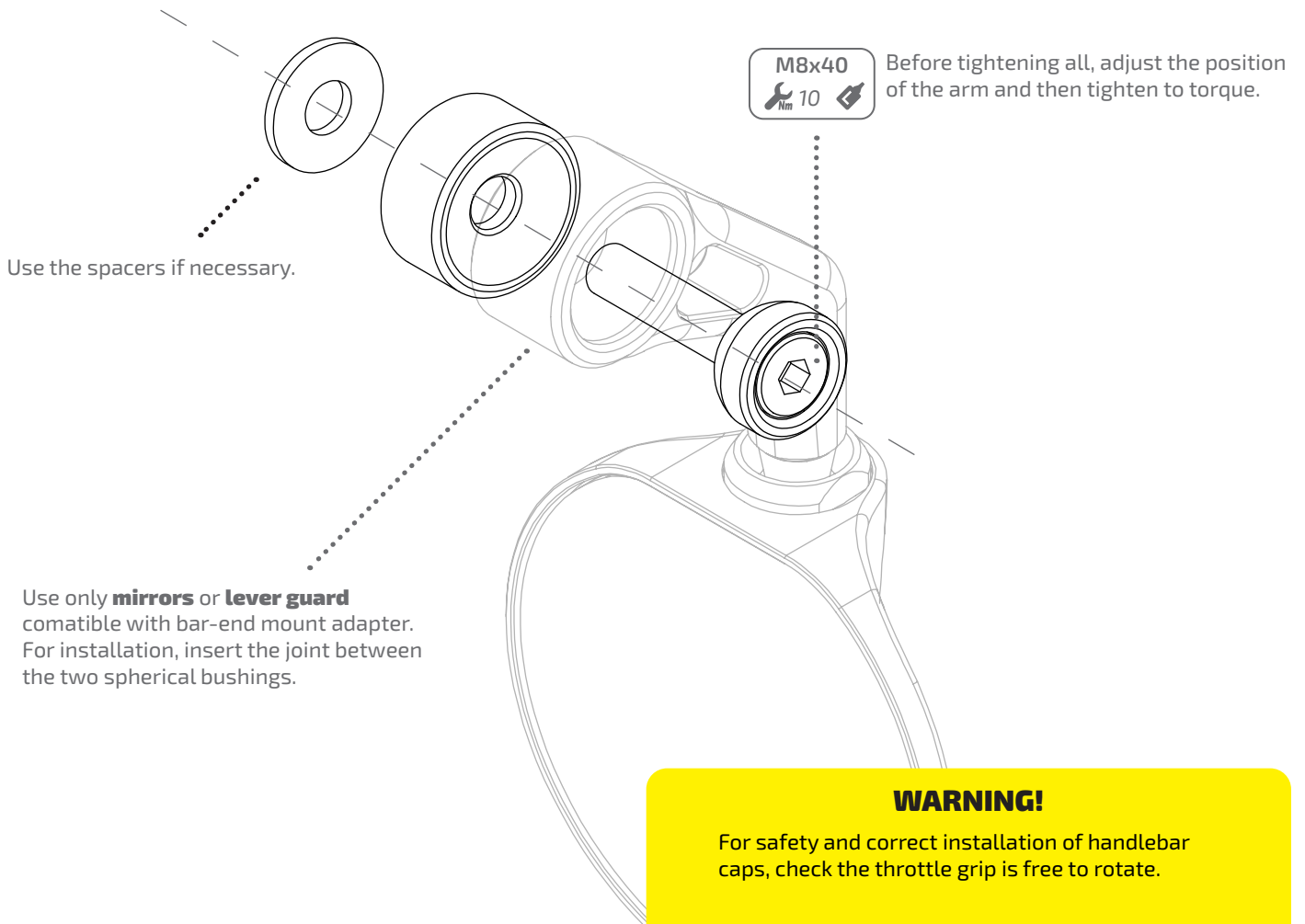
Bar-end mount adapter KAWASAKI

PL04H



Racing use only
Assembly reserved to
qualified staff

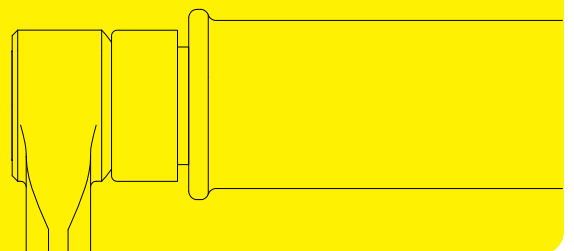
Solo uso agonistico
Montaggio riservato al
personale qualificato



WARNING!

For safety and correct installation of handlebar caps, check the throttle grip is free to rotate.

$\geq 2\text{mm}$



- Tightening torque Nm | Coppia di serraggio Nm
- Threadlock | Frenafilletti
- Selflocking nut | Dado autobloccante

Pursuant to law, we reserve the ownership of this drawing with prohibition to copy without our authorizations.

4

ASSEMBLY INDICATIONS

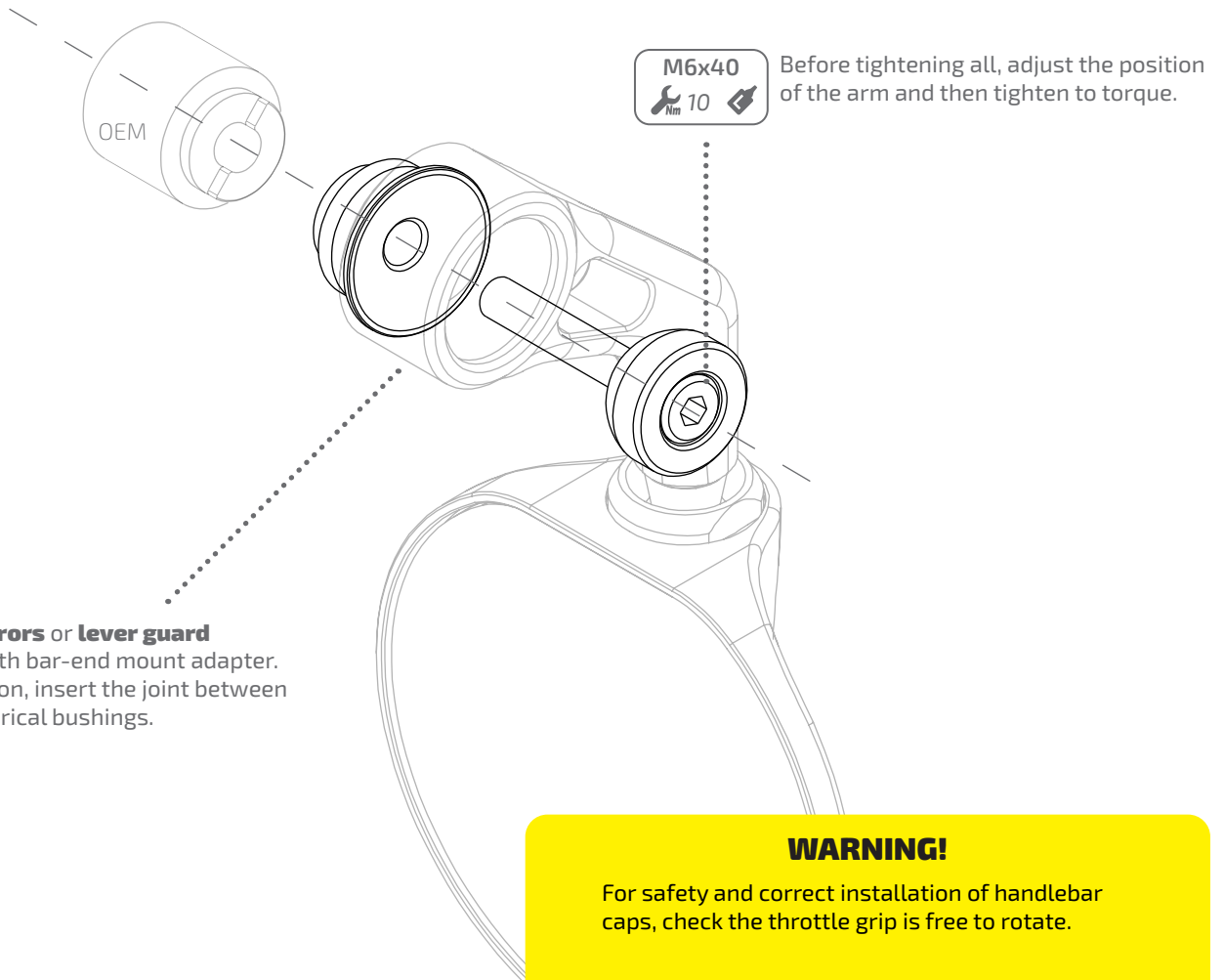
Bar-end mount adapter HONDA

PL04I



Racing use only
Assembly reserved to
qualified staff

Solo uso agonistico
Montaggio riservato al
personale qualificato



Use only **mirrors** or **lever guard** compatible with bar-end mount adapter. For installation, insert the joint between the two spherical bushings.

M6x40

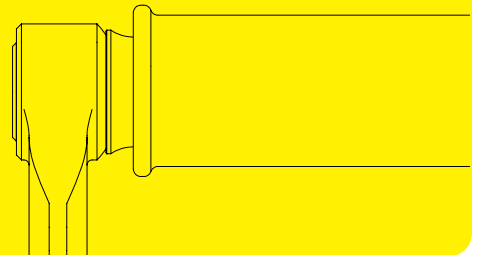


Before tightening all, adjust the position of the arm and then tighten to torque.

WARNING!

For safety and correct installation of handlebar caps, check the throttle grip is free to rotate.

≥3mm



- Tightening torque Nm | Coppia di serraggio Nm
- Threadlock | Frenafilletti
- Selfblocking nut | Dado autobloccante

Pursuant to law, we reserve the ownership of this drawing with prohibition to copy without our authorizations.

5



Garanzia Reckless

Reckless Warranty

This warranty is limited to the replacement of parts recognized as faulty by **Reckless Racing Lab**. For no reasons should our products be mounted on vehicles where compatibility is not indicated.

The guarantee is not recognized in the event of:

- Modification or tampering of the product.
- Incorrect assembly or use.
- Replacement of some parts of the kit with others not by **Reckless Racing Lab**.
- Use in abnormal conditions of the product.

Images, data and technical indications contained in this manual are not binding. **Reckless Racing Lab** reserves the right to make any type of change for updates or improvements, even without notice.

La garanzia si limita alla sostituzione delle parti riconosciute difettose da **Reckless Racing Lab**. Per nessun motivo si deve montare un prodotto di nostra fabbricazione su veicoli ove non è indicata la compatibilità.

La garanzia non viene riconosciuta in caso di:

- Modifica o manomissione del prodotto.
- Montaggio o utilizzo non corretti.
- Sostituzione di alcune parti del kit con altre non di **Reckless Racing Lab**.
- Utilizzo in condizioni anomale del prodotto.

Immagini, dati e indicazioni tecniche contenuti in questo manuale non sono impegnative. **Reckless Racing Lab** si riserva di apportare per aggiornamenti o migliorie qualsiasi tipo di variazione anche senza preavviso.